

**ACNN**  
SPA EURO RACE  
RACE 1 (1 Hour)

Provisional Classification

No Drivers	Team	Car	Cl.	Laps	Total Time	Gap	Kph	Lap	Best Lap Time	Kph
1	126 J. JANSEN	991 GT3 Cup	RS	21	1:00:20.931	-	146.1	3	2:33.902	163.8
2	997 J. ALBERT	991 GT3 Cup	RS	21	1:00:48.270	+27.339	145.0	21	2:38.458	159.1
3	909 H. HOEFFNER	997 GT3 Cup	RS	21	1:01:17.030	+56.099	143.9	3	2:32.458	165.4
4	961 E. VAN WIJNGAARDEN	Snel Motorsport Cayman GT4	RS	21	1:02:14.873	+1:53.942	141.7	3	2:35.920	161.7
5	77 R. SULMA	991 GT3 Cup	RS	21	1:02:21.787	+2:00.856	141.4	3	2:40.087	157.5
6	980 A. POELL/L. POELL	Snel Motorsport RS	RS	21	1:02:26.510	+2:05.579	141.2	3	2:35.860	161.8
7	976 C. VERHOOG/P. SILIUS	996 GT3 Cup	RS	21	1:02:28.363	+2:07.432	141.1	20	2:40.026	157.6
8	911 H. VAN SPRONSEN	Porsche GT3	DTC1	20	1:00:51.929	1 Lap	138.0	5	2:46.776	151.2
9	299 H. OOSTEN/P. TEEKENS	996 GT3 Cup	RS	20	1:01:54.340	1 Lap	137.9	7	2:41.544	156.1
10	991 J. SCHULZ	997 GT3 Cup	RS	20	1:01:26.492	1 Lap	136.7	2	2:45.742	152.1
11	990 D. SCHULZ	Zilhouette	ZIL	20	1:02:29.278	1 Lap	134.4	16	2:49.639	148.6
12	69 J. DRENTH	Zilhouette	ZIL	20	1:03:05.467	1 Lap	133.1	7	2:50.893	147.5
13	926 R. VAN VLIET	Cayman	GT	20	1:03:06.527	1 Lap	133.1	7	2:54.178	144.8
14	227 J. VAN DEN OUTENAAR	BMW M3	DTC2	19	1:00:23.200	2 Laps	132.1	19	2:49.765	148.5
15	92 M. HERMANS	Zilhouette	ZIL	19	1:00:27.043	2 Laps	132.0	6	2:52.684	146.0
16	996 J. VAN PEPERZEEL/P. GEERIS	996 GT3 Cup	RS	19	1:00:28.883	2 Laps	131.9	16	2:45.306	152.5
17	81 B. BLAAK	Zilhouette	ZIL	19	1:01:09.169	2 Laps	130.4	6	2:50.991	147.5
18	987 J. HULSEBOS	Cayman	GT	19	1:01:18.267	2 Laps	130.1	8	2:55.100	144.0
19	982 N. GEELLEN	Boxster S	GT	19	1:01:19.178	2 Laps	130.1	3	2:54.635	144.4
20	10 M. WIERINGA	Zilhouette	ZIL	19	1:01:19.656	2 Laps	130.1	19	2:49.694	148.6
21	94 C. BROEREN	Zilhouette	ZIL	19	1:01:23.198	2 Laps	129.9	14	2:51.128	147.3
22	3 S. DE LANGE	Zilhouette	ZIL	19	1:01:45.416	2 Laps	129.2	6	2:51.768	146.8
23	61 B. WEERING	Zilhouette	ZIL	19	1:02:02.816	2 Laps	128.6	4	2:52.605	146.1
24	957 N. STEEHOUWER	Cayman	GT	19	1:02:03.054	2 Laps	128.6	9	2:54.794	144.3
25	992 R. SLUITER	Cayman	GT	19	1:02:03.972	2 Laps	128.5	14	2:57.090	142.4
26	919 S. ROEST	944 3.0	GT	19	1:02:07.586	2 Laps	128.4	14	2:57.589	142.0
27	270 B. ARENDSSEN	Seat Leon	DTC1	19	1:02:42.482	2 Laps	127.2	17	2:55.932	143.3
28	907 S. D'ANJOU	CAYMAN	GT	19	1:02:51.391	2 Laps	126.9	15	3:01.700	138.8
29	265 G. BARTELS	BMW Z3	DTC2	19	1:03:00.950	2 Laps	126.6	12	2:56.702	142.7
30	952 A. JONKMAN	Cayman	GT	19	1:03:20.617	2 Laps	125.9	15	3:01.630	138.8
31	38 A. WIEGERS/D. MEENDERING	BMW E36	BMW	19	1:03:21.388	2 Laps	125.9	5	3:00.234	139.9
32	995 B. GIELEN/R. SMULDERS	944 S2	GT	19	1:03:23.044	2 Laps	125.9	17	2:59.766	140.3
33	115 F. DULLAART	Porsche GT3	DTC1	18	53:00.978	3 Laps	142.5	5	2:32.797	165.0
34	49 S. STIKSMA	BMW E36	BMW	18	1:00:22.508	3 Laps	125.2	18	3:00.138	140.0
35	44 R. ACKERMANN	BMW E36	BMW	18	1:00:30.945	3 Laps	124.9	8	3:00.874	139.4
36	29 G. LAND/J. LAND	BMW E36	BMW	18	1:00:35.742	3 Laps	124.7	3	3:02.813	137.9
37	40 G. LEKKERKERKER/T. VAN OTTERLOO	BMW E36	BMW	18	1:00:45.781	3 Laps	124.4	8	3:00.989	139.3
38	914 W. GROENEWOUD	Boxster	BOXSTER	18	1:00:47.765	3 Laps	124.3	18	3:04.672	136.5
39	67 R. TER VELDE/M. TER VELDE	BMW E36	BMW	18	1:00:48.222	3 Laps	124.3	18	3:02.068	138.5
40	8 P. KROEZE/M. KRUGER	BMW E36	BMW	18	1:00:54.052	3 Laps	124.1	13	3:01.333	139.0
41	259 W. SANDKUIJL	BMW M3	DTC2	18	1:01:05.462	3 Laps	123.7	13	2:50.317	148.0
42	18 N. HERMANS	BMW E36	BMW-R	18	1:01:07.255	3 Laps	123.6	13	3:04.652	136.5
43	908 R. NOOIJ	944 Cup	944	18	1:01:17.910	3 Laps	123.3	5	3:07.009	134.8
44	975 P. VD BERG	968	944	18	1:01:37.619	3 Laps	122.6	5	3:06.899	134.9
45	39 T. VAN BAAST/J. VISSER	BMW E36	BMW-R	18	1:01:54.553	3 Laps	122.1	17	3:05.082	136.2
46	983 R. VAESEN	Boxster	BOXSTER	18	1:01:57.794	3 Laps	122.0	17	3:06.198	135.4
47	12 M. VAN DIJK/J. ZWIEP	BMW E36	BMW	18	1:02:09.517	3 Laps	121.6	13	3:05.797	135.7
48	47 M. SCHUTTE	BMW E36	BMW-R	18	1:02:11.327	3 Laps	121.5	12	3:05.013	136.3
49	23 H. VAN NORDEN/R. VAN HIERDEN	BMW E36	BMW	18	1:02:29.209	3 Laps	120.9	8	3:02.615	138.1
50	900 M. OOSTRUM	944	944	18	1:02:29.763	3 Laps	120.9	12	3:11.620	131.6
51	21 H. JENSMA	BMW E36	BMW-R	18	1:02:31.466	3 Laps	120.9	14	3:05.758	135.7
52	74 P. CASPERS/E. MIK	BMW E36	BMW	18	1:03:05.759	3 Laps	119.8	2	3:04.494	136.7
53	145 A. NEUMANN	BMW 120D	DTC2	18	1:03:22.162	3 Laps	119.3	17	3:10.372	132.4
54	944 P. VAN DER TOORN VRIJTHOFF	944	944	18	1:03:23.407	3 Laps	119.2	14	3:11.908	131.4
55	9 D. EMAAR/D. EMAAR JR	BMW E36	BMW-R	18	1:03:23.936	3 Laps	119.2	17	3:05.873	135.7
56	128 J. HARPER	BMW M3	DTC2	18	1:03:27.631	3 Laps	119.1	7	3:03.652	137.3
57	902 E. KLOOSTER	944	944	17	1:00:47.642	4 Laps	117.4	8	3:12.200	131.2
58	986 J. OFFRINGA	Boxster	BOXSTER	17	1:01:34.473	4 Laps	115.9	16	3:15.190	129.2
59	48 G. KALKHUIS	BMW E36	BMW-R	17	1:01:42.685	4 Laps	115.6	15	3:11.285	131.8
60	910 A. PAASSEN	911 RSR	RS	17	1:02:09.775	4 Laps	114.8	7	2:57.083	142.4
61	904 S. BAKKER	944	944	17	1:02:40.964	4 Laps	113.9	14	3:23.087	124.2
62	305 C. VERKUIJLEN	BMW Compact	DTC2	15	49:26.900	6 Laps	127.3	7	2:46.393	151.5

Not classified

176 S. JANSEN

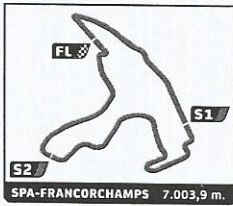
BMW GTR

DTC1

14

54:22.672

8 2:48.683 149.5



**ACNN**  
**SPA EURO RACE**  
**RACE 1 (1 Hour)**

**Provisional Classification**

No Drivers	Team	Car	Cl.	Laps	Total Time	Gap	Kph	Best Lap		
								Lap	Time	Kph
96 M. VAN DER LYKE		Zilhouette	ZIL	13	45:19.294			6	2:53.633	145.2
106 J. ARENDSSEN		BMW GTR	DTC1	12	41:02.873			6	2:45.568	152.3
113 M. BROERSEN		BMW M3	DTC2	9	28:36.040			9	2:59.706	140.3
123 F. BROERSEN		BMW M3	DTC2	9	30:03.368			6	2:58.587	141.2
98 J. HOEKSTRA		Zilhouette	ZIL	8	24:25.800			5	2:53.260	145.5
918 M. BRAAKMAN		944 3.0	GT	8	29:43.368			2	3:01.759	138.7
43 A. BAKKER		BMW E36	BMW	6	19:43.166			6	3:05.591	135.9
963 P. TER BURG		968	GT	2	6:04.954			2	3:01.034	139.3
31 M. VAN OLST/R. VAN DER SCHEER		BMW E36	BMW-R	1	4:24.287					
989 H. VAN NOREL	Snel Motorsport	Cayman	GT	1	4:28.356					
<b>Not Started</b>										
328 M. DE WIT										

Vege Series

DTC2


<b>Pole Position:</b>	Jos JANSEN	<b>2:33.623</b>	
<b>Fastest Lap:</b>	Lap 3 Henrik HOEFFNER	<b>2:32.458</b>	165.4 Kph

CARS 8 - 21 - 44 - 115 AND 909 PENALTY 10 SECONDS  
CARS 176 - 957 PENALTY 30 SECONDS  
CAR 992 PENALTY 4 SECONDS  
CAR 12 PENALTY 2 SECONDS

Published at: 16h30


Track Status: **DRY**

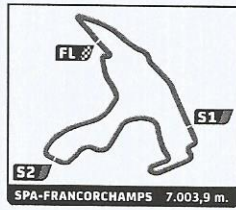
Race Director



15:30

Timekeeper:

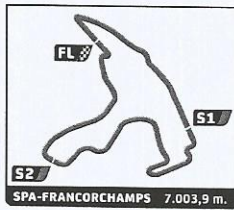




**ACNN**  
**SPA EURO RACE**  
**RACE 1 (1 Hour)**

**Provisional Classification by Class**

No Drivers	Team	Car	Laps	Total Time	Gap	Kph	Best Lap			
							Lap	Time	Kph	
<b>944</b>										
1	908 R. NOOIJ	944 Cup	18	1:01:17.910		123.3	5	3:07.009	134.8	
2	975 P. VD BERG	968	18	1:01:37.619	+19.709	122.6	5	3:06.899	134.9	
3	900 M. OOSTRUM	944	18	1:02:29.763	+1:11.853	120.9	12	3:11.620	131.6	
4	944 P. VAN DER TOORN VRIJTHOFF	944	18	1:03:23.407	+2:05.497	119.2	14	3:11.908	131.4	
5	902 E. KLOOSTER	944	17	1:00:47.642	1 Lap	117.4	8	3:12.200	131.2	
6	904 S. BAKKER	944	17	1:02:40.964	1 Lap	113.9	14	3:23.087	124.2	
<b>BMW</b>										
1	38 A. WIEGERS / D. MEENDERING	BMW E36	19	1:03:21.388		125.9	5	3:00.234	139.9	
2	49 S. STIKSMA	BMW E36	18	1:00:22.508	1 Lap	125.2	18	3:00.138	140.0	
3	44 R. ACKERMANN	BMW E36	18	1:00:30.945	1 Lap	124.9	8	3:00.874	139.4	
4	29 G. LAND / J. LAND	BMW E36	18	1:00:35.742	1 Lap	124.7	3	3:02.813	137.9	
5	40 G. LEKKERKERKER / T. VAN OTTERLOO	BMW E36	18	1:00:45.781	1 Lap	124.4	8	3:00.989	139.3	
6	67 R. TER VELDE / M. TER VELDE	BMW E36	18	1:00:48.222	1 Lap	124.3	18	3:02.068	138.5	
7	8 P. KROEZE / M. KRUGER	BMW E36	18	1:00:54.052	1 Lap	124.1	13	3:01.333	139.0	
8	12 M. VAN DIJK / J. ZWIEP	BMW E36	18	1:02:09.517	1 Lap	121.6	13	3:05.797	135.7	
9	23 H. VAN NORDEN / R. VAN HIERDEN	BMW E36	18	1:02:29.209	1 Lap	120.9	8	3:02.615	138.1	
10	74 P. CASPERS / E. MIK	BMW E36	18	1:03:05.759	1 Lap	119.8	2	3:04.494	136.7	
<b>Not classified</b>										
	43 A. BAKKER	BMW E36	6	19:43.166			6	3:05.591	135.9	
<b>BMW-R</b>										
1	18 N. HERMANS	BMW E36	18	1:01:07.255		123.6	13	3:04.652	136.5	
2	39 T. VAN BAAST / J. VISSER	BMW E36	18	1:01:54.553	+47.298	122.1	17	3:05.082	136.2	
3	47 M. SCHUTTE	BMW E36	18	1:02:11.327	+1:04.072	121.5	12	3:05.013	136.3	
4	21 H. JENSMA	BMW E36	18	1:02:31.466	+1:24.211	120.9	14	3:05.758	135.7	
5	9 D. EMAAR / D. EMAAR JR	BMW E36	18	1:03:23.936	+2:16.681	119.2	17	3:05.873	135.7	
6	48 G. KALKHUIS	BMW E36	17	1:01:42.685	1 Lap	115.6	15	3:11.285	131.8	
<b>Not classified</b>										
	31 M. VAN OLST / R. VAN DER SCHEER	BMW E36	1	4:24.287						
<b>BOXSTER</b>										
1	914 W. GROENEWOUDE	Boxster	18	1:00:47.765		124.3	18	3:04.672	136.5	
2	983 R. VAESEN	Boxster	18	1:01:57.794	+1:10.029	122.0	17	3:06.198	135.4	
3	986 J. OFFRINGA	Boxster	17	1:01:34.473	1 Lap	115.9	16	3:15.190	129.2	
<b>DTC1</b>										
1	299 H. OOSTEN / P. TEEKENS	Porsche GT3	20	1:00:54.340		137.9	7	2:41.544	156.1	
2	270 B. ARENDSSEN	Seat Leon	19	1:02:42.482	1 Lap	127.2	17	2:55.932	143.3	
3	115 F. DULLAART	Porsche GT3	18	53:00.978	2 Laps	142.5	5	2:32.797	165.0	
<b>Not classified</b>										
	176 S. JANSEN	BMW GTR	14	54:22.672			8	2:48.683	149.5	
	106 J. ARENDSSEN	BMW GTR	12	41:02.873			6	2:45.568	152.3	
<b>DTC2</b>										
1	227 J. VAN DEN OUTENAAR	BMW M3	19	1:00:23.200		132.1	19	2:49.765	148.5	
2	265 G. BARTELS	BMW Z3	19	1:03:00.950	+2:37.750	126.6	12	2:56.702	142.7	
3	259 W. SANDKUIJL	BMW M3	18	1:01:05.462	1 Lap	123.7	13	2:50.317	148.0	
4	145 A. NEUMANN	BMW 120D	18	1:03:22.162	1 Lap	119.3	17	3:10.372	132.4	
5	128 J. HARPER	BMW M3	18	1:03:27.631	1 Lap	119.1	7	3:03.652	137.3	
6	305 C. VERKUIJLEN	BMW Compact	15	49:26.900	4 Laps	127.3	7	2:46.393	151.5	
<b>Not classified</b>										
	113 M. BROERSEN	BMW M3	9	28:36.040			9	2:59.706	140.3	
	123 F. BROERSEN	BMW M3	9	30:03.368			6	2:58.587	141.2	
<b>Not Started</b>										
	328 M. DE WIT	Vege Series								
<b>GT</b>										
1	926 R. VAN VLIET	Cayman	20	1:03:06.527		133.1	7	2:54.178	144.8	
2	987 J. HULSEBOS	Cayman	19	1:01:18.267	1 Lap	130.1	8	2:55.100	144.0	
3	982 N. GEELLEN	Boxster S	19	1:01:19.178	1 Lap	130.1	3	2:54.635	144.4	
4	957 N. STEEHOUWER	Cayman	19	1:02:03.054	1 Lap	128.6	9	2:54.794	144.3	
5	992 R. SLUITER	Cayman	19	1:02:03.972	1 Lap	128.5	14	2:57.090	142.4	
6	919 S. ROEST	944 3.0	19	1:02:07.586	1 Lap	128.4	14	2:57.589	142.0	
7	907 S. D'ANJOU	CAYMAN	19	1:02:51.391	1 Lap	126.9	15	3:01.700	138.8	
8	952 A. JONKMAN	Cayman	19	1:03:20.617	1 Lap	125.9	15	3:01.630	138.8	
9	995 B. GIELEN / R. SMULDERS	944 S2	19	1:03:23.044	1 Lap	125.9	17	2:59.766	140.3	



**ACNN**  
**SPA EURO RACE**  
**RACE 1 (1 Hour)**

**Provisional Classification by Class**

No Drivers	Team	Car	Laps	Total Time	Gap	Kph	Best Lap			
							Lap	Time	Kph	
<b>Not classified</b>										
918 M. BRAAKMAN		944 3.0	8	<b>29:43.368</b>			2	3:01.759	138.7	
963 P. TER BURG		968	2	<b>6:04.954</b>			2	3:01.034	139.3	
989 H. VAN NOREL	Snel Motorsport	Cayman	1	<b>4:28.356</b>						
<b>RS</b>										
1 126 J. JANSEN		991 GT3 Cup	21	<b>1:00:20.931</b>		146.1	3	2:33.902	163.8	
2 997 J. ALBERT		991 GT3 Cup	21	<b>1:00:48.270</b>	+27.339	145.0	21	2:38.458	159.1	
3 909 H. HOFFNER		997 GT3 Cup	21	<b>1:01:17.030</b>	+56.099	143.9	3	2:32.458	165.4	
4 961 E. VAN WIJNGAARDEN	Snel Motorsport	991 GT3 Cup	21	<b>1:02:14.873</b>	+1:53.942	141.7	3	2:35.920	161.7	
5 77 R. SULMA		Cayman GT4	21	<b>1:02:21.787</b>	+2:00.856	141.4	3	2:40.087	157.5	
6 980 A. POELL / L. POELL		991 GT3 Cup	21	<b>1:02:26.510</b>	+2:05.579	141.2	3	2:35.860	161.8	
7 976 C. VERHOOG / P. SILIUS	Snel Motorsport	RS	21	<b>1:02:28.363</b>	+2:07.432	141.1	20	2:40.026	157.6	
8 911 H. VAN SPRONSEN		996 GT3 Cup	20	<b>1:00:51.929</b>		138.0	5	2:46.776	151.2	
9 991 J. SCHULZ		996 GT3 Cup	20	<b>1:01:26.492</b>		136.7	2	2:45.742	152.1	
10 990 D. SCHULZ		997 GT3 Cup	20	<b>1:02:29.278</b>		134.4	16	2:49.639	148.6	
11 996 J. VAN PEPERZEEL / P. GEERIS		996 GT3 Cup	19	<b>1:00:28.883</b>		131.9	16	2:45.306	152.5	
12 910 A. PAASSEN		911 RSR	17	<b>1:02:09.775</b>		114.8	7	2:57.083	142.4	
<b>ZIL</b>										
1 69 J. DRENTH		Zilhouette	20	<b>1:03:05.467</b>		133.1	7	2:50.893	147.5	
2 92 M. HERMANS		Zilhouette	19	<b>1:00:27.043</b>		132.0	6	2:52.684	146.0	
3 81 B. BLAAK		Zilhouette	19	<b>1:01:09.169</b>		130.4	6	2:50.991	147.5	
4 10 M. WIERINGA		Zilhouette	19	<b>1:01:19.656</b>		130.1	19	2:49.694	148.6	
5 94 C. BROEREN		Zilhouette	19	<b>1:01:23.198</b>		129.9	14	2:51.128	147.3	
6 3 S. DE LANGE		Zilhouette	19	<b>1:01:45.416</b>		129.2	6	2:51.768	146.8	
7 61 B. WEERING		Zilhouette	19	<b>1:02:02.816</b>		128.6	4	2:52.605	146.1	
<b>Not classified</b>										
96 M. VAN DER LYKE		Zilhouette	13	<b>45:19.294</b>			6	2:53.633	145.2	
98 J. HOEKSTRA		Zilhouette	8	<b>24:25.800</b>			5	2:53.260	145.5	

CARS 8 - 21 - 44 - 115 AND 909 PENALTY 10 SECONDS  
 CARS 176 - 957 PENALTY 30 SECONDS  
 CAR 992 PENALTY 4 SECONDS  
 CAR 12 PENALTY 2 SECONDS

Published at: 16h30

Track Status: **DRY**

Race Director

Timekeeper: